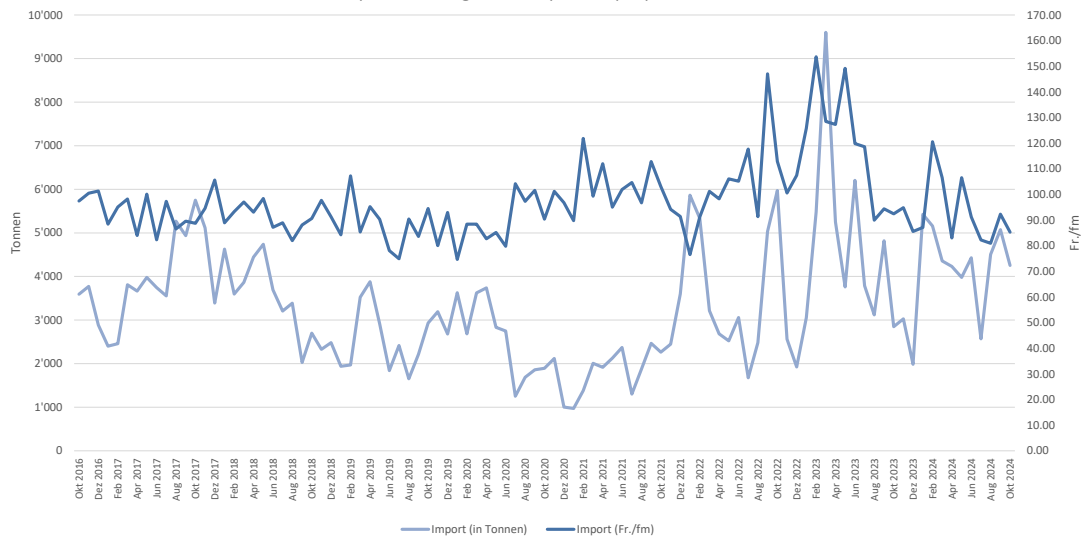
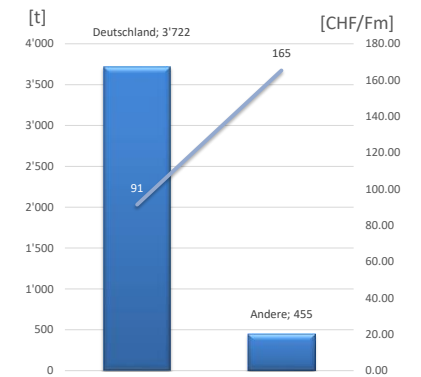
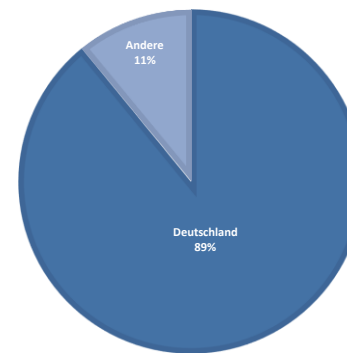


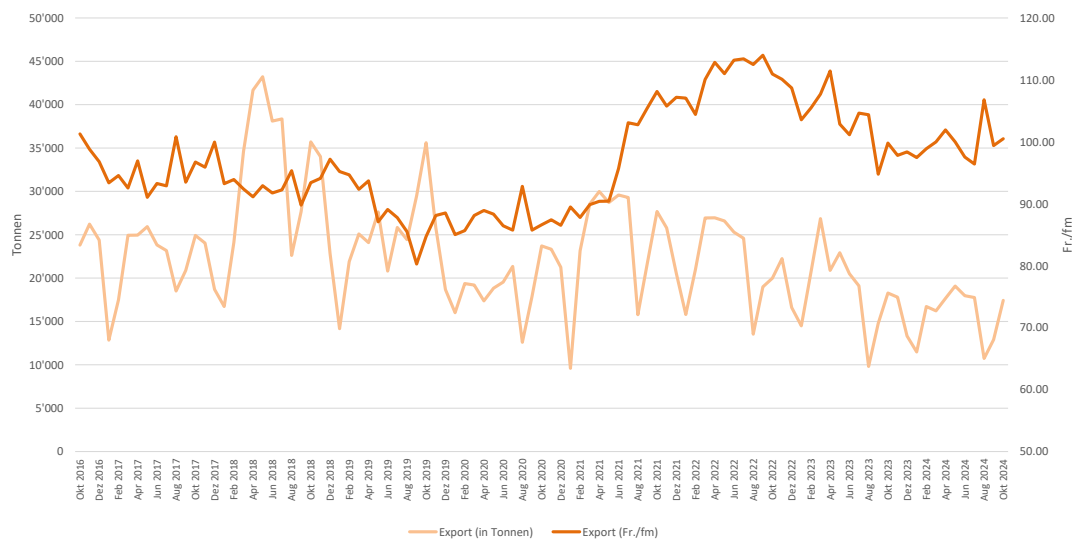
**November / Novembre 2024** Import Rundholz Fichte/Tanne pro Monat  
 Importation de grumes d'épicéa/sapin par mois



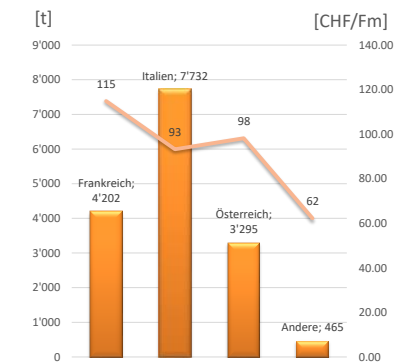
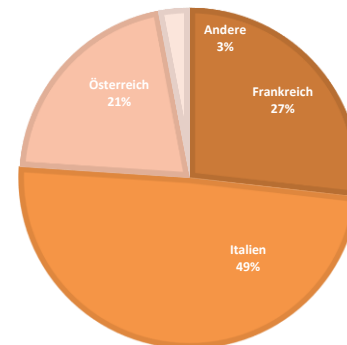
Herkunftsländer Menge / Pays d'origine Quantité [%]



Export Rundholz Fichte/Tanne pro Monat  
 Exportation de grumes d'épicéa/sapin par mois



Zielländer Menge / Pays cibles Quantité [%]



Die Zollstatistik rechnet mit 900kg pro m3 Fi/Ta-Rundholz  
 Les statistiques douanières prévoient 900 kg par m3 de bois brut d'épicéa et de sapin

2024	Rundholz Fichte/Tanne   Grumes d'épicéa/sapin															4403.2300		
EXPORT	Jan	Feb	Mär	Q1	Apr	Mai	Jun	Q2	Jan-Jun	Jul	Aug	Sep	Q3	Okt	Nov	Dez	Q4	Jan-Nov
<b>Menge [t]</b>																		
Frankreich	3'173	3'094	3'478	9'745	3'902	5'210	4'382	13'495	23'239	3'610	5'237	2'013	10'861	4'508	4'202			
Italien	4'633	7'779	7'449	19'862	8'473	9'660	9'782	27'915	47'777	10'389	3'249	8'324	21'962	8'716	7'732			
Österreich	3'184	5'185	4'596	12'965	4'581	3'396	2'918	10'895	23'861	2'989	1'845	2'094	6'929	3'435	3'295			
Andere	492	674	696	1'862	715	814	882	2'411	4'273	779	404	465	1'649	781	465			
<b>Gesamthandel 2024</b>	<b>11'482</b>	<b>16'732</b>	<b>16'220</b>	<b>44'434</b>	<b>17'672</b>	<b>19'080</b>	<b>17'965</b>	<b>54'717</b>	<b>99'151</b>	<b>17'768</b>	<b>10'735</b>	<b>12'896</b>	<b>41'400</b>	<b>17'440</b>	<b>15'694</b>			
Veränderung 24:23	-20.8%	-19.2%	-39.6%	-28.4%	-15.4%	-16.8%	-12.3%	-14.9%	-21.5%	-7.0%	9.4%	-12.8%	-5.3%	-4.6%	-11.8%			
Gesamthandel 2023	14'497	20'697	26'867	62'061	20'889	22'930	20'495	64'314	126'375	19'105	9'809	14'783	43'697	18'281	17'797	13'326	49'404	<b>219'476</b>
Gesamthandel 2022	15'807	21'010	26'932	63'749	26'953	26'582	25'307	78'843	142'591	24'597	13'531	18'989	57'117	19'991	22'244	16'615	58'851	<b>258'559</b>
Gesamthandel 2021	9'599	23'162	28'545	61'306	29'994	28'719	29'580	88'293	149'599	29'295	15'784	21'739	66'818	27'690	25'774	20'542	74'006	<b>290'423</b>
<b>Wert [1'000 CHF]</b>																		
Frankreich	403	388	425	1'215	486	650	583	1'719	2'934	474	710	272	1'456	592	536			
Italien	459	794	775	2'027	892	1'000	965	2'857	4'884	1'031	329	888	2'248	938	801			
Österreich	355	599	534	1'488	562	412	338	1'311	2'800	344	208	233	784	365	359			
Andere	27	58	68	153	62	59	61	181	334	55	27	31	113	52	32			
<b>Gesamthandel 2024</b>	<b>1'243</b>	<b>1'838</b>	<b>1'802</b>	<b>4'884</b>	<b>2'001</b>	<b>2'120</b>	<b>1'947</b>	<b>6'068</b>	<b>10'952</b>	<b>1'904</b>	<b>1'274</b>	<b>1'424</b>	<b>4'602</b>	<b>1'948</b>	<b>1'729</b>			
Veränderung 24:23	-25.5%	-24.2%	-43.9%	-33.2%	-22.6%	-19.1%	-15.5%	-19.2%	-26.1%	-14.3%	12.0%	-8.5%	-6.4%	-3.9%	-10.6%			
Gesamthandel 2023	1'668	2'426	3'215	7'309	2'587	2'621	2'303	7'511	14'820	2'221	1'137	1'557	4'915	2'027	1'934	1'457	5'418	<b>25'153</b>
Gesamthandel 2022	1'880	2'437	3'294	7'611	3'379	3'279	3'183	9'841	17'452	3'099	1'691	2'405	7'195	2'465	2'721	2'007	7'193	<b>31'840</b>
Gesamthandel 2021	954	2'259	2'850	6'063	3'013	2'886	3'145	9'044	15'107	3'355	1'802	2'547	7'704	3'327	3'029	2'447	8'803	<b>31'614</b>
<b>Wert [CHF/Fm]</b>				<b>Ø Q1</b>				<b>Ø Q2</b>	<b>Ø Jan-Jun</b>				<b>Ø Q3</b>				<b>Ø Q4</b>	<b>Ø 2024</b>
Frankreich	114.19	112.81	109.98	112.25	111.98	112.22	119.80	114.61	113.62	118.27	121.93	121.48	120.63	118.10	114.87			
Italien	89.15	91.83	93.58	91.86	94.76	93.13	88.79	92.10	92.00	89.29	91.18	96.04	92.13	96.90	93.20			
Österreich	100.44	103.93	104.62	103.32	110.34	109.13	104.24	108.33	105.61	103.52	101.35	100.01	101.88	95.67	98.20			
Andere	48.68	77.50	88.41	73.97	77.80	64.86	62.02	67.66	70.41	63.11	60.93	60.77	61.91	60.43	62.27			
<b>Gesamthandel 2024</b>	<b>97.47</b>	<b>98.88</b>	<b>100.00</b>	<b>98.93</b>	<b>101.92</b>	<b>99.98</b>	<b>97.55</b>	<b>99.81</b>	<b>99.41</b>	<b>96.43</b>	<b>106.79</b>	<b>99.39</b>	<b>100.04</b>	<b>100.50</b>	<b>99.14</b>			
Veränderung 24:23	-5.9%	-6.3%	-7.2%	-6.7%	-8.6%	-2.8%	-3.5%	-5.0%	-5.8%	-7.9%	2.3%	4.9%	-1.2%	0.7%	1.4%			
Gesamthandel 2023	103.56	105.48	107.71	106.00	111.45	102.87	101.13	105.10	105.54	104.65	104.36	94.77	101.24	99.80	97.81	98.38	98.70	<b>103.14</b>
Gesamthandel 2022	107.04	104.42	110.06	107.45	112.84	111.01	113.18	112.33	110.15	113.40	112.48	113.98	113.37	110.96	110.11	108.70	110.00	<b>110.83</b>
Gesamthandel 2021	89.47	87.79	89.85	89.01	90.4	90.43	95.7	92.19	90.88	103.07	102.77	105.46	103.77	108.13	105.77	107.2	107.05	<b>97.97</b>

Die Zollstatistik rechnet mit 900kg pro m3 Fi/Ta-Rundholz  
Les statistiques douanières prévoient 900 kg par m3 de bois brut d'épicéa et de sapin

2024 Rundholz Fichte/Tanne   Grumes d'épicéa/sapin										4403.2300								
IMPORT	Jan	Feb	Mär	Q1	Apr	Mai	Jun	Q2	Jan-Jun	Jul	Aug	Sep	Q3	Okt	Nov	Dez	Q4	Jan-Nov
<b>Menge [t]</b>																		
Deutschland	5'357	5'121	4'303	14'781	4'129	3'689	4'100	11'917	26'698	2'570	4'482	4'635	11'687	4'050	3'722			
Andere	68	39	54	161	102	291	329	722	883	0	22	439	461	202	455			
<b>Gesamthandel 2024</b>	<b>5425</b>	<b>5160</b>	<b>4356</b>	<b>14'941</b>	<b>4231</b>	<b>3980</b>	<b>4429</b>	<b>12'639</b>	<b>27'580</b>	<b>2570</b>	<b>4504</b>	<b>5074</b>	<b>12'148</b>	<b>4252</b>	<b>4177</b>			
Veränderung 24:23	77.5%	-5.8%	-54.6%	-17.6%	-19.4%	5.8%	-28.6%	-16.9%	-17.3%	-32.2%	44.4%	5.3%	3.6%	49.3%	38.0%			
Gesamthandel 2023	3'055	5'480	9'601	18'136	5'249	3'762	6'207	15'218	33'354	3'789	3'120	4'818	11'726	2'847	3'027	1'983	7'857	<b>52'937</b>
Gesamthandel 2022	5'866	5'335	3'214	14'416	2'684	2'523	3'058	8'265	22'680	1'675	2'481	5'031	9'187	5'974	2'561	1'923	10'458	<b>42'325</b>
Gesamthandel 2021	971	1'382	2'008	4'361	1'916	2'127	2'372	6'415	10'776	1'302	1'876	2'464	5'642	2'262	2'445	3'599	8'306	<b>24'724</b>
<b>Wert [1'000 CHF]</b>																		
Deutschland	519	684	504	1'707	385	353	373	1'111	2'818	235	402	431	1'068	371	378			
Andere	6	7	11	25	5	118	76	199	223	0	3	90	93	32	84			
<b>Gesamthandel 2024</b>	<b>525</b>	<b>691</b>	<b>516</b>	<b>1'732</b>	<b>390</b>	<b>471</b>	<b>449</b>	<b>1'310</b>	<b>3'042</b>	<b>235</b>	<b>405</b>	<b>520</b>	<b>1'160</b>	<b>403</b>	<b>462</b>			
Veränderung 24:23	22.9%	-26.1%	-62.4%	-36.6%	-47.5%	-24.5%	-45.7%	-40.3%	-38.3%	-53.0%	29.9%	3.0%	-11.9%	37.8%	44.8%			
Gesamthandel 2023	427	936	1'371	2'734	742	624	826	2'192	4'926	499	312	505	1'316	292	319	188	800	<b>7'042</b>
Gesamthandel 2022	499	541	361	1'401	293	297	357	948	2'349	219	252	822	1'293	749	286	230	1'265	<b>4'907</b>
Gesamthandel 2021	97	187	222	506	238	225	269	732	1'238	151	202	309	662	259	256	365	880	<b>2'780</b>
<b>Wert [CHF/Fm]</b>				<b>Ø Q1</b>				<b>Ø Q2</b>	<b>Ø Jan-Jun</b>				<b>Ø Q3</b>				<b>Ø Q4</b>	<b>Ø 2024</b>
Deutschland	87.15	120.25	105.47	103.95	83.98	86.21	81.82	83.93	95.01	82.23	80.74	83.64	82.22	82.43	91.43			
Andere	83.97	163.79	189.55	138.87	42.84	363.73	208.23	247.56	227.78	#DIV/0!	126.29	183.50	180.77	142.71	165.32			
<b>Gesamthandel 2024</b>	<b>87.11</b>	<b>120.58</b>	<b>106.51</b>	<b>104.33</b>	<b>82.99</b>	<b>106.51</b>	<b>91.21</b>	<b>93.27</b>	<b>99.26</b>	<b>82.23</b>	<b>80.97</b>	<b>92.28</b>	<b>85.96</b>	<b>85.29</b>	<b>99.48</b>			
Veränderung 24:23	-30.8%	-21.5%	-17.1%	-23.1%	-34.8%	-28.6%	-23.9%	-28.1%	-25.3%	-30.7%	-10.0%	-2.2%	-14.9%	-7.7%	4.9%			
Gesamthandel 2023	125.80	153.70	128.50	135.66	127.29	149.21	119.83	129.66	132.92	118.60	89.98	94.39	101.04	92.43	94.83	85.52	91.61	<b>119.73</b>
Gesamthandel 2022	76.55	91.22	101.19	87.47	98.27	106.08	105.13	103.19	93.20	117.68	91.35	147.04	126.65	112.90	100.57	107.46	108.88	<b>104.34</b>
Gesamthandel 2021	89.76	121.87	99.34	104.43	111.98	95.03	101.90	102.70	103.40	104.64	96.72	112.80	105.60	103.11	94.22	91.38	95.35	<b>101.20</b>
<b>Export - Import</b>	<b>[t]</b>	<b>[t]</b>	<b>[t]</b>	<b>[t]</b>	<b>[t]</b>	<b>[t]</b>	<b>[t]</b>	<b>[t]</b>	<b>[t]</b>	<b>[t]</b>	<b>[t]</b>	<b>[t]</b>	<b>[t]</b>	<b>[t]</b>	<b>[t]</b>	<b>[t]</b>	<b>[t]</b>	<b>[t]</b>
	10'957	16'041	15'705	42'702	17'282	18'609	17'516	53'407	96'109	17'533	10'330	12'376	40'240	17'037	15'232			
	12'174	17'823	17'450	47'447	19'202	20'677	19'462	59'341	106'788	19'482	11'478	13'751	44'711	18'930	16'925			

Die Zollstatistik rechnet mit 900kg pro m3 Fi/Ta-Rundholz  
Les statistiques douanières prévoient 900 kg par m3 de bois brut d'épicéa et de sapin